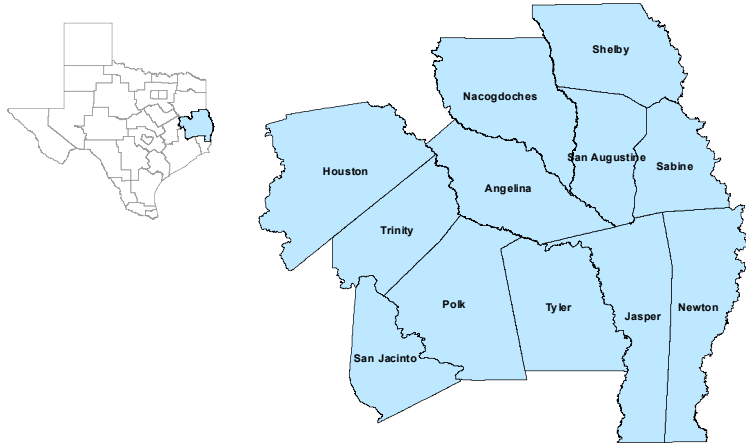


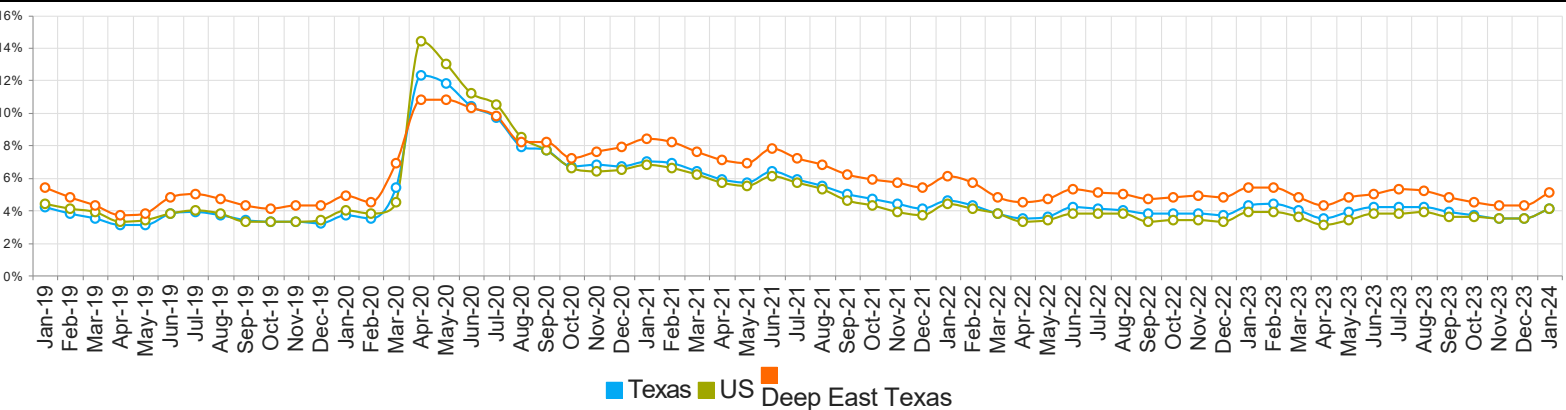
Deep East Texas Workforce Development Area



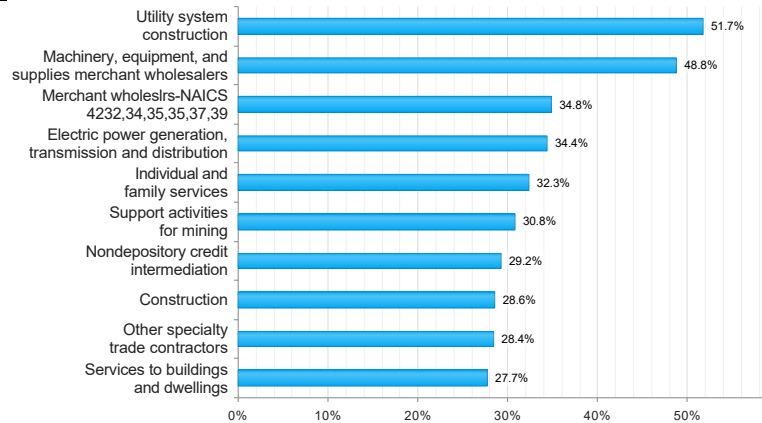
January 2024

WDA Labor Force Statistics				
	Jan-24	Dec-23	Jan-23	Yearly Change
Civilian Labor Force	152,281	151,245	152,376	-95
Employed	144,544	144,716	144,190	354
Unemployed	7,737	6,529	8,186	-449
Unemployment Rate	5.1%	4.3%	5.4%	-0.3%
Texas Labor Force Statistics				
	Jan-24	Dec-23	Jan-23	Yearly Change
Civilian Labor Force	15,139,951	15,090,824	14,875,993	263,958
Employed	14,521,214	14,564,917	14,242,108	279,106
Unemployed	618,737	525,907	633,885	-15,148
Unemployment Rate	4.1%	3.5%	4.3%	-0.2%
US Labor Force Statistics				
	Jan-24	Dec-23	Jan-23	Yearly Change
Civilian Labor Force	166,428,000	166,661,000	165,070,000	1,358,000
Employed	159,650,000	160,754,000	158,692,000	958,000
Unemployed	6,778,000	5,907,000	6,378,000	400,000
Unemployment Rate	4.1%	3.5%	3.9%	0.2%
Continued Claims for the Week of the 12th				
	Jan-24	Dec-23	Jan-23	Yearly Change
WDA	1,322	1,312	1,157	165
Texas	116,331	114,107	97,519	18,812

Historical Unemployment Rates



Projected Top Ten Fastest Growing Industries in WDA (% Growth 2020-2030)



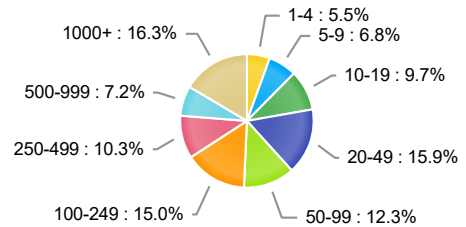
Average Weekly Wage (3rd Quarter 2023)

	Q3 2023	Q2 2023	Q3 2022	Quarterly Change	Yearly Change
WDA	\$955	\$931	\$923	\$24	\$32
Texas	\$1,335	\$1,321	\$1,332	\$14	\$3
US	\$1,334	\$1,332	\$1,333	\$2	\$1

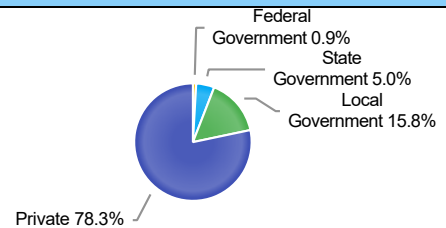
Employment by Industry (3rd Quarter 2023, Percent Change)

Industry	Employment	% of Total	% Quarterly Change	% Yearly Change
Natural Resources and Mining	3,386	3.1%	1.8%	7.4%
Construction	6,024	5.5%	1.1%	6.2%
Manufacturing	12,769	11.7%	-2.2%	-0.7%
Trade, Transportation and Utilities	21,065	19.4%	-0.2%	-1.2%
Information	838	0.8%	0.7%	-2.8%
Financial Activities	5,195	4.8%	0.5%	-1.5%
Professional and Business Services	7,624	7.0%	-2.4%	-2.5%
Education and Health Services	32,626	30.0%	-1.0%	-1.6%
Leisure and Hospitality	11,037	10.1%	-0.9%	-6.8%
Other Services	2,538	2.3%	0.1%	5.3%
Public Administration	5,665	5.2%	0.0%	1.0%

Employment by Size Class (3rd Quarter 2023)



Employment by Ownership (3rd Quarter 2023)



Employment by Industry (3rd Quarter 2023)

