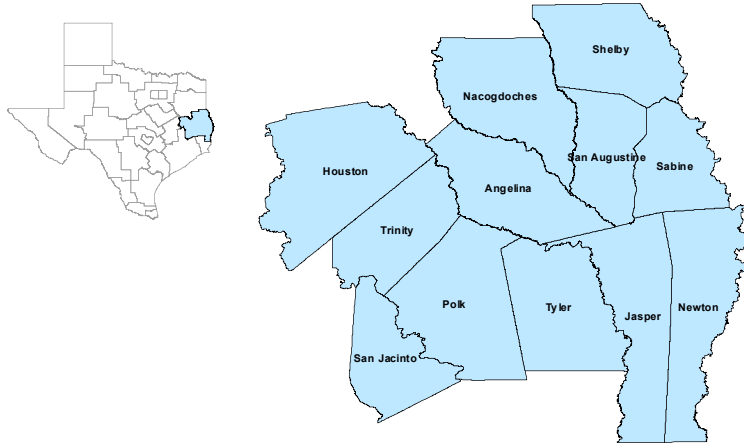


Deep East Texas Workforce Development Area

June 2025



WDA Labor Force Statistics

	Jun-25	May-25	Jun-24	Yearly Change
Civilian Labor Force	154,758	154,791	153,757	1,001
Employed	147,321	147,490	145,542	1,779
Unemployed	7,437	7,301	8,215	-778
Unemployment Rate	4.8%	4.7%	5.3%	-0.5%

Texas Labor Force Statistics

	Jun-25	May-25	Jun-24	Yearly Change
Civilian Labor Force	15,844,159	15,825,723	15,637,330	206,829
Employed	15,199,591	15,193,879	14,941,356	258,235
Unemployed	644,568	631,844	695,974	-51,406
Unemployment Rate	4.1%	4.0%	4.5%	-0.4%

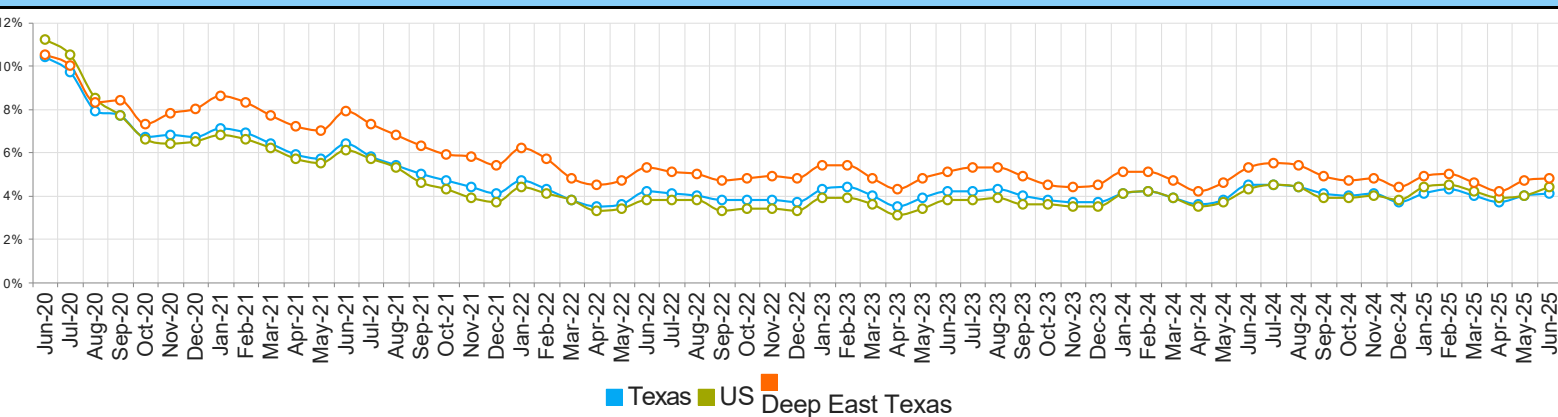
US Labor Force Statistics

	Jun-25	May-25	Jun-24	Yearly Change
Civilian Labor Force	171,343,000	170,216,000	169,007,000	2,336,000
Employed	163,883,000	163,401,000	161,774,000	2,109,000
Unemployed	7,460,000	6,815,000	7,233,000	227,000
Unemployment Rate	4.4%	4.0%	4.3%	0.1%

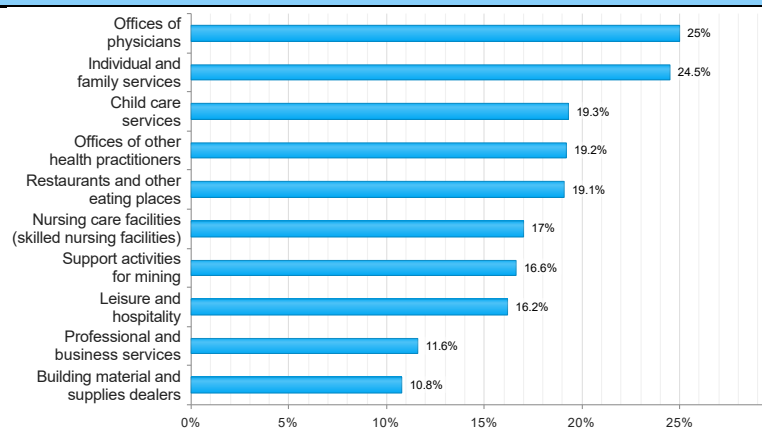
Continued Claims for the Week of the 12th

	Jun-25	May-25	Jun-24	Yearly Change
WDA	1,433	1,288	1,405	28
Texas	142,807	132,513	131,065	11,742

Historical Unemployment Rates



Projected Top Ten Fastest Growing Industries in WDA (% Growth 2022-2032)



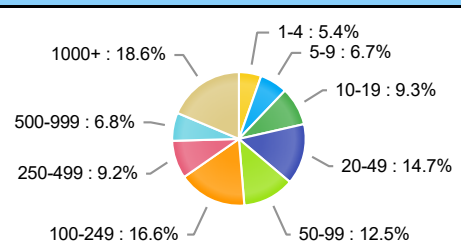
Average Weekly Wage (4th Quarter 2024)

	Q4 2024	Q3 2024	Q4 2023	Quarterly Change	Yearly Change
WDA	\$1,024	\$960	\$1,011	\$64	\$13
Texas	\$1,488	\$1,394	\$1,427	\$94	\$61
US	\$1,507	\$1,393	\$1,435	\$114	\$72

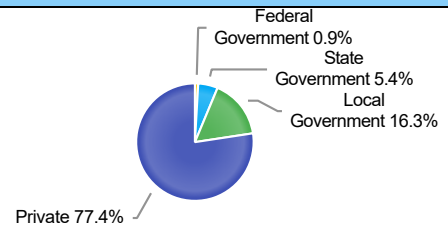
Employment by Industry (4th Quarter 2024, Percent Change)

Industry	Employment	% of Total	% Quarterly Change	% Yearly Change
Natural Resources and Mining	3,534	3.2%	2.8%	5.7%
Construction	6,127	5.5%	-0.4%	1.9%
Manufacturing	13,191	11.8%	0.3%	1.6%
Trade, Transportation and Utilities	21,221	19.0%	0.1%	-0.2%
Information	868	0.8%	-1.7%	4.5%
Financial Activities	4,689	4.2%	-0.1%	-9.4%
Professional and Business Services	7,252	6.5%	-1.9%	-4.7%
Education and Health Services	33,895	30.3%	3.1%	1.1%
Leisure and Hospitality	12,220	10.9%	-1.5%	-0.8%
Other Services	2,718	2.4%	1.6%	4.8%
Public Administration	5,966	5.3%	1.4%	1.7%

Employment by Size Class (4th Quarter 2024)



Employment by Ownership (4th Quarter 2024)



Employment by Industry (4th Quarter 2024)

